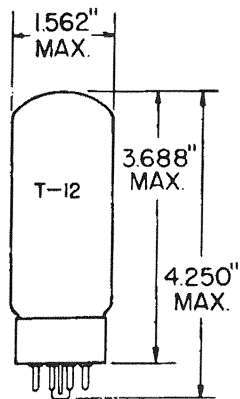
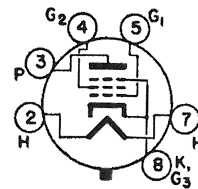


**TUNG-SOL****BEAM-POWER PENTODE**

GLASS BULB  
SHORT MEDIUM SHELL  
6 PIN OCTAL B6-24B  
LOW LOSS MATERIAL  
OUTLINE DRAWING  
JEDEC 17-15

COATED UNIPOTENTIAL CATHODE  
AUDIO-FREQUENCY POWER AMPLIFIER



BOTTOM VIEW

BASING DIAGRAM  
JEDEC 7AC

THE 7581 IS A BEAM-POWER PENTODE PRIMARILY DESIGNED FOR USE IN AUDIO-FREQUENCY POWER-AMPLIFIER APPLICATIONS. THE TUBE IS A DIRECT REPLACEMENT FOR THE 6L6GC, BUT FEATURES ADDITIONAL CONTROLLED ZERO-BIAS CHARACTERISTICS AND A LOW-LOSS BASE.

**DIRECT INTERELECTRODE CAPACITANCES - APPROX.**  
WITHOUT EXTERNAL SHIELD

GRID #1 TO PLATE	0.6	pf
INPUT	10	pf
OUTPUT	6.5	pf

**HEATER CHARACTERISTICS AND RATINGS**

DESIGN MAXIMUM VALUES - SEE EIA STANDARD RS-239

AVERAGE CHARACTERISTICS	6.3 VOLTS	900	MA.
HEATER SUPPLY LIMITS:			
VOLTAGE OPERATION		6.5±0.6	VOLTS
HEATER-CATHODE VOLTAGE, MAX.			
HEATER POSITIVE WITH RESPECT TO CATHODE	200 <sup>Ⓢ</sup>	200 <sup>Ⓢ</sup>	VOLTS
HEATER NEGATIVE WITH RESPECT TO CATHODE	200 <sup>Ⓢ</sup>	200 <sup>Ⓢ</sup>	VOLTS

<sup>Ⓢ</sup> PENTODE CONNECTION.

<sup>Ⓢ</sup> TRIODE CONNECTION.

CONTINUED ON FOLLOWING PAGE

**TUNG-30L**

CONTINUED FROM PRECEDING PAGE

**MAXIMUM RATINGS**

→ DESIGN MAXIMUM VALUES - SEE EIA STANDARD RS-239

	PENTODE CON- NECTION	TRIODE <sup>A</sup> CON- NECTION	
PLATE VOLTAGE	500	450	VOLTS
SCREEN VOLTAGE	450 <sup>B</sup>	---	VOLTS
PLATE DISSIPATION	30	---	WATTS
SCREEN DISSIPATION	5.0	---	WATTS
GRID #1 CIRCUIT RESISTANCE:			
WITH FIXED BIAS	0.1	0.1	MEGOHMS
WITH CATHODE BIAS	0.5	0.5	MEGOHMS

**TYPICAL OPERATING CHARACTERISTICS**

## AVERAGE CHARACTERISTICS

PLATE VOLTAGE	70	250	VOLTS
SCREEN VOLTAGE	300	250	VOLTS
GRID #1 VOLTAGE	0 <sup>C</sup>	-14	VOLTS
PEAK AF GRID #1 VOLTAGE	---	14	VOLTS
PLATE RESISTANCE, APPROX.	---	22500	OHMS
TRANSCONDUCTANCE	---	6000	MICROMHOS
PLATE CURRENT	210	72	MA.
SCREEN CURRENT	25	5.0	MA.

CLASS A<sub>1</sub> AMPLIFIER - TRIODE CONNECTION<sup>A</sup>

PLATE VOLTAGE		250	VOLTS
GRID #1 VOLTAGE		-20	VOLTS
PEAK AF GRID #1 VOLTAGE		20	VOLTS
AMPLIFICATION FACTOR		8	
PLATE RESISTANCE, APPROX.		1700	OHMS
TRANSCONDUCTANCE		4700	MICROMHOS
ZERO-SIGNAL PLATE CURRENT		40	MA.
MAXIMUM-SIGNAL PLATE CURRENT		44	MA.
LOAD RESISTANCE		5000	OHMS
TOTAL HARMONIC DISTORTION, APPROX.		5	PERCENT
MAXIMUM-SIGNAL POWER OUTPUT		1.4	WATTS

CLASS A<sub>1</sub> AMPLIFIER - PENTODE CONNECTION

PLATE VOLTAGE	250	300	350	VOLTS
SCREEN VOLTAGE	250	200	250	VOLTS
GRID #1 VOLTAGE	-14	-12.5	-18	VOLTS
PEAK AF GRID #1 VOLTAGE	14	12.5	18	VOLTS
PLATE RESISTANCE, APPROX.	22500	35000	33000	OHMS
TRANSCONDUCTANCE	6000	5300	5200	MICROMHOS
ZERO-SIGNAL PLATE CURRENT	72	48	54	MA.
MAX.-SIGNAL PLATE CURRENT	79	55	66	MA.
ZERO-SIGNAL SCREEN CURRENT	5.0	2.5	2.5	MA.
MAX.-SIGNAL SCREEN CURRENT	7.3	4.7	7.0	MA.
LOAD RESISTANCE	2500	4500	4200	OHMS
TOTAL HARMONIC DISTORTION, APPROX.	10	11	15	PERCENT
MAX.-SIGNAL POWER OUTPUT	6.5	6.5	10.8	WATTS

→ INDICATES A CHANGE.

CONTINUED ON FOLLOWING PAGE

## TUNG-SOL

CONTINUED FROM PRECEDING PAGE

## TYPICAL OPERATING CHARACTERISTICS - CONT'D.

PUSH-PULL CLASS A<sub>1</sub> AMPLIFIER - VALUES FOR TWO TUBES

PLATE VOLTAGE	250	270	VOLTS
SCREEN VOLTAGE	250	270	VOLTS
GRID #1 VOLTAGE	-16	-17.5	VOLTS
PEAK AF GRID-TO-GRID VOLTAGE	32	35	VOLTS
ZERO-SIGNAL PLATE CURRENT	120	134	MA.
MAX.-SIGNAL PLATE CURRENT	140	155	MA.
ZERO-SIGNAL SCREEN CURRENT	10	11	MA.
MAX.-SIGNAL SCREEN CURRENT	16	17	MA.
EFFECTIVE LOAD RESISTANCE, PLATE-TO-PLATE	5000	5000	OHMS
TOTAL HARMONIC DISTORTION	2	2	PERCENT
MAX.-SIGNAL POWER OUTPUT	14.5	17.5	WATTS

PUSH-PULL CLASS AB<sub>1</sub> AMPLIFIER - VALUES FOR TWO TUBES

PLATE VOLTAGE	360	360	450	VOLTS
SCREEN VOLTAGE	270	270	400	VOLTS
GRID #1 VOLTAGE	-22.5	-22.5	-37	VOLTS
PEAK AF GRID-TO-GRID VOLTAGE	45	45	70	VOLTS
ZERO-SIGNAL PLATE CURRENT	88	88	116	MA.
MAX.-SIGNAL PLATE CURRENT	132	140	210	MA.
ZERO-SIGNAL SCREEN CURRENT	5.0	5.0	5.6	MA.
MAX.-SIGNAL SCREEN CURRENT	15	11	22	MA.
EFFECTIVE LOAD RESISTANCE, PLATE-TO-PLATE	6600	3800	5600	OHMS
TOTAL HARMONIC DISTORTION	2	2	1.8	PERCENT
MAX.-SIGNAL POWER OUTPUT	26.5	18	55	WATTS

PUSH-PULL CLASS AB<sub>2</sub> AMPLIFIER - VALUES FOR TWO TUBES

PLATE VOLTAGE	360	360	VOLTS
SCREEN VOLTAGE	225	270	VOLTS
GRID #1 VOLTAGE	-18	-22.5	VOLTS
PEAK AF GRID-TO-GRID VOLTAGE	52	72	VOLTS
ZERO-SIGNAL PLATE CURRENT	78	88	MA.
MAX.-SIGNAL PLATE CURRENT	142	205	MA.
ZERO-SIGNAL SCREEN CURRENT	3.5	5.0	MA.
MAX.-SIGNAL SCREEN CURRENT	11	16	MA.
EFFECTIVE LOAD RESISTANCE, PLATE TO PLATE	6000	3800	OHMS
TOTAL HARMONIC DISTORTION	2	2	PERCENT
MAX.-SIGNAL POWER OUTPUT	31	47	WATTS

DESIGN-MAXIMUM RATINGS ARE LIMITING VALUES OF OPERATING AND ENVIRONMENTAL CONDITIONS APPLICABLE TO A BOGEY ELECTRON DEVICE OF A SPECIFIED TYPE AS DEFINED BY ITS PUBLISHED DATA, AND SHOULD NOT BE EXCEEDED UNDER THE WORST PROBABLE CONDITIONS. THE DEVICE MANUFACTURER CHOOSES THESE VALUES TO PROVIDE ACCEPTABLE SERVICEABILITY OF THE DEVICE, TAKING RESPONSIBILITY FOR THE EFFECTS OF CHANGES IN OPERATING CONDITIONS DUE TO VARIATIONS IN DEVICE CHARACTERISTICS. THE EQUIPMENT MANUFACTURER SHOULD DESIGN SO THAT INITIALLY AND THROUGHOUT LIFE NO DESIGN-MAXIMUM VALUE FOR THE INTENDED SERVICE IS EXCEEDED WITH A BOGEY DEVICE UNDER THE WORST PROBABLE OPERATING CONDITIONS WITH RESPECT TO SUPPLY-VOLTAGE VARIATION, EQUIPMENT COMPONENT VARIATION, EQUIPMENT CONTROL ADJUSTMENT, LOAD VARIATION, SIGNAL VARIATION, AND ENVIRONMENTAL CONDITIONS.

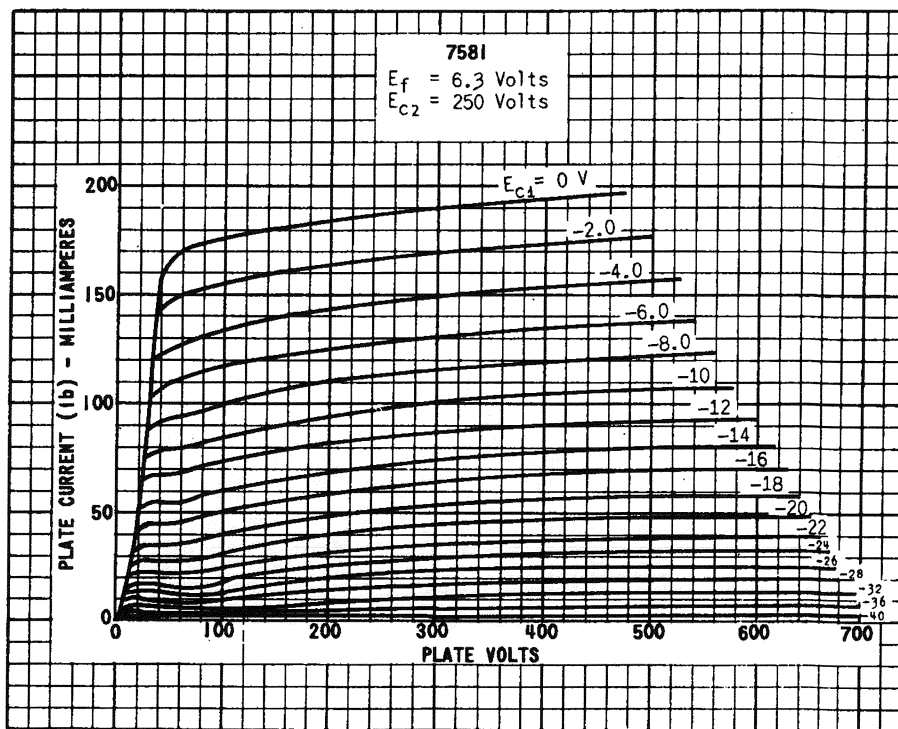
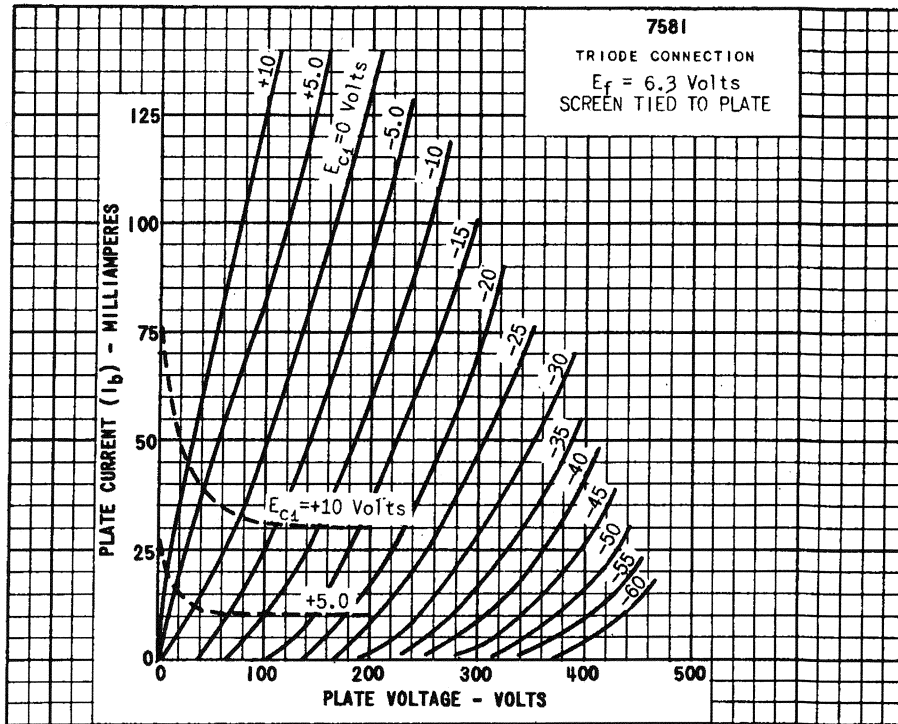
<sup>A</sup> WITH SCREEN CONNECTED TO PLATE.

<sup>B</sup> THE MAXIMUM SCREEN VOLTAGE RATING IS 500 VOLTS IN PUSH-PULL CIRCUITS WHERE THE SCREEN OF EACH TUBE IS CONNECTED TO A TAP ON THE PLATE WINDING OF THE OUTPUT TRANSFORMER.

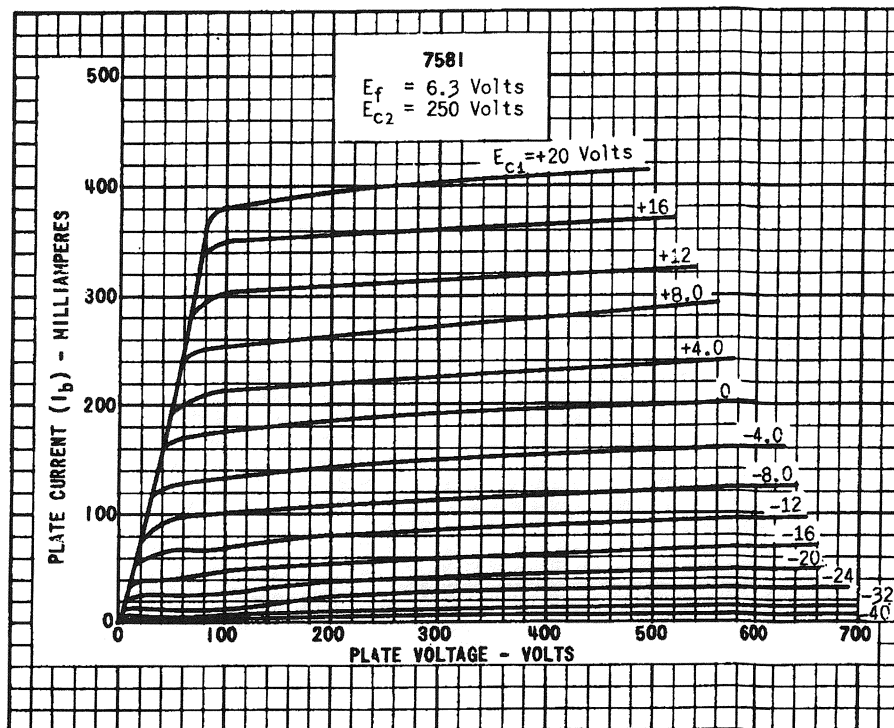
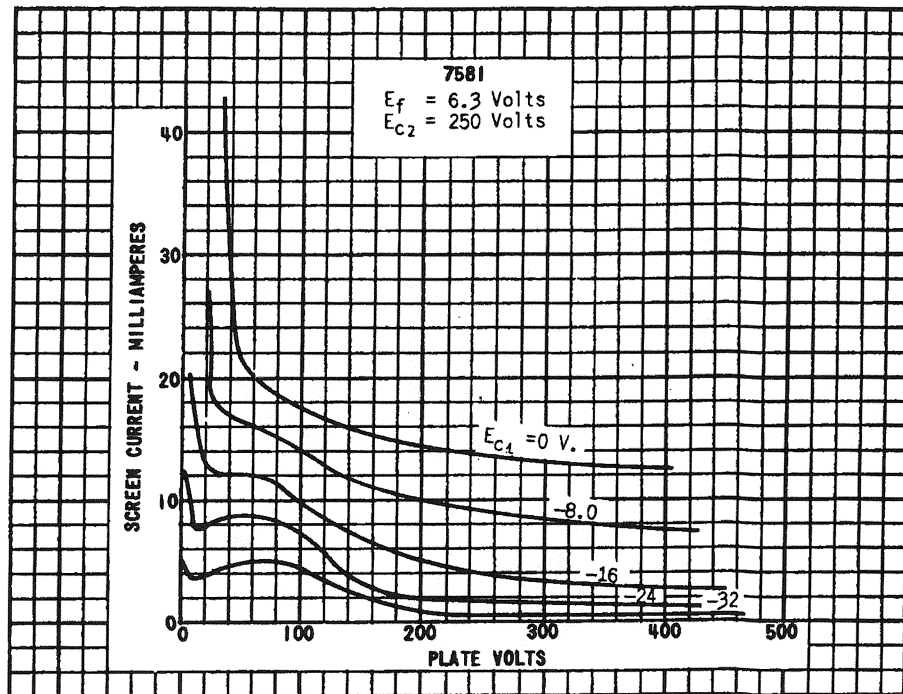
<sup>C</sup> APPLIED FOR SHORT INTERVAL (TWO SECONDS MAXIMUM) SO AS NOT TO DAMAGE TUBE.

CONTINUED ON FOLLOWING.

7581

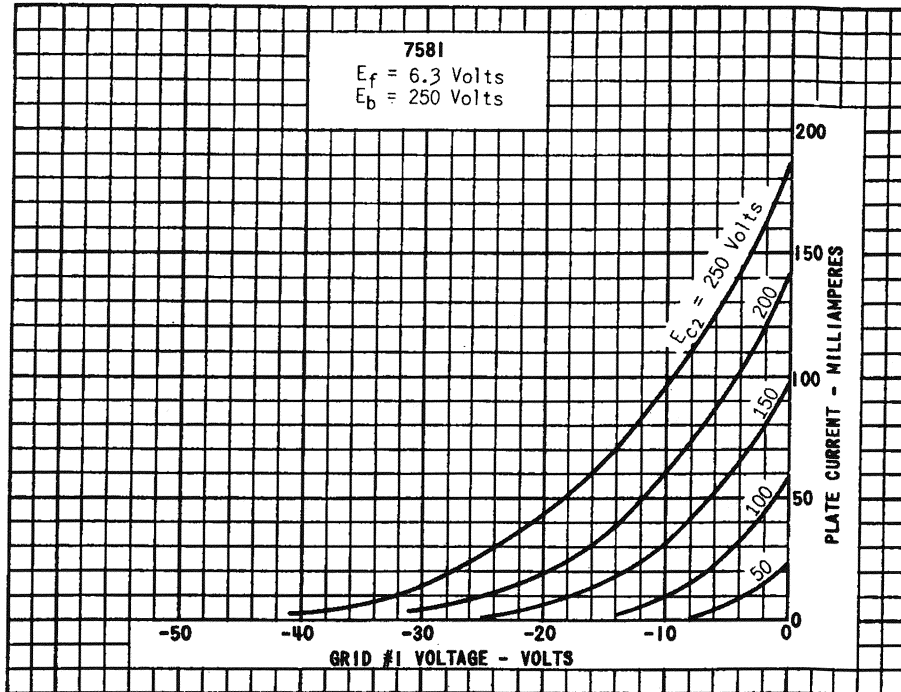
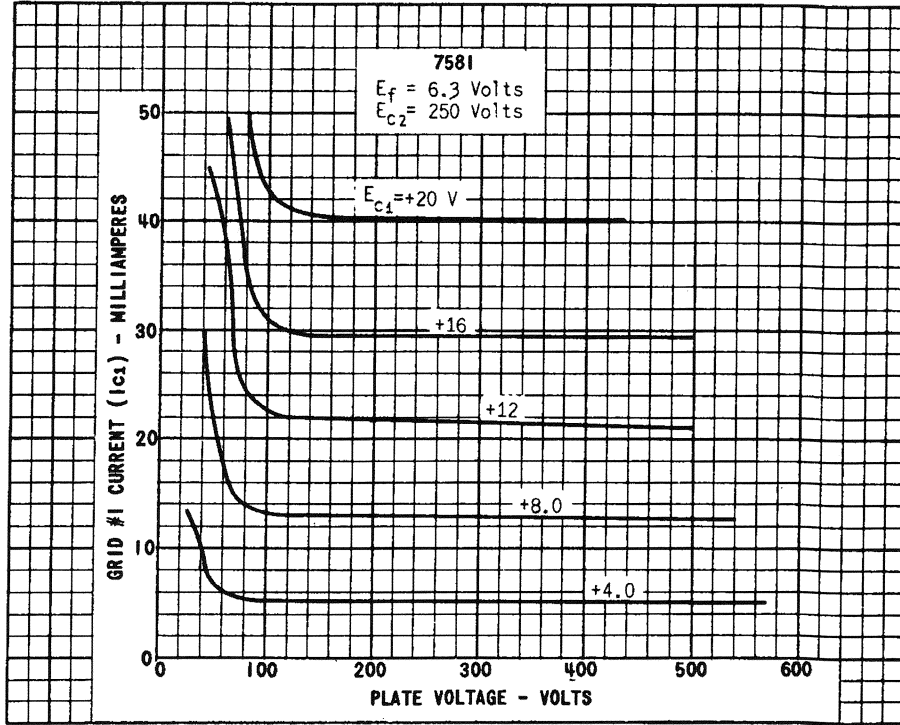


7581

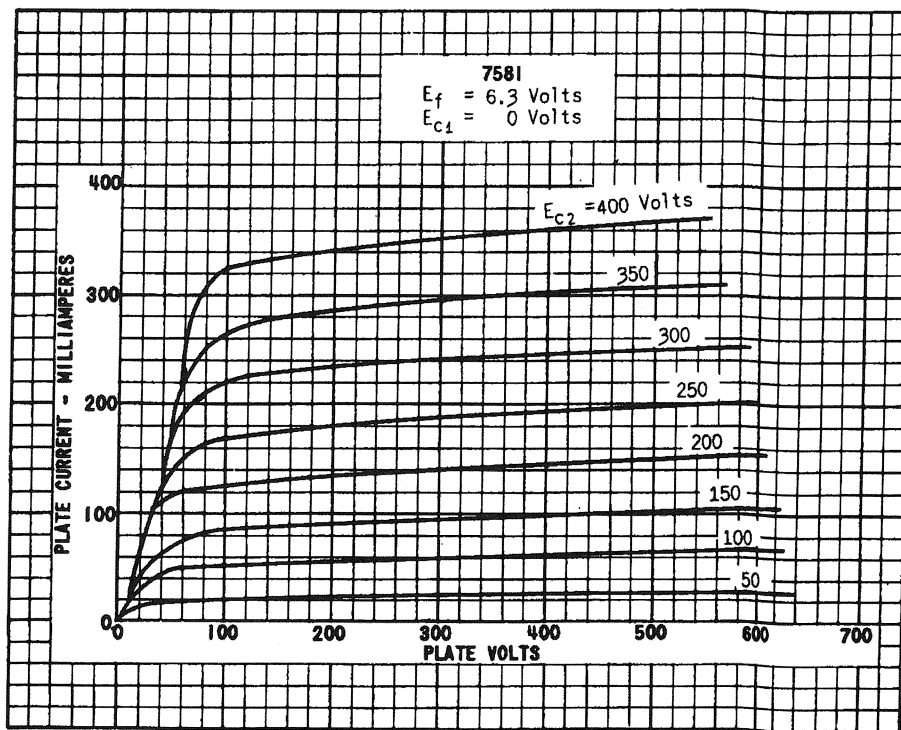
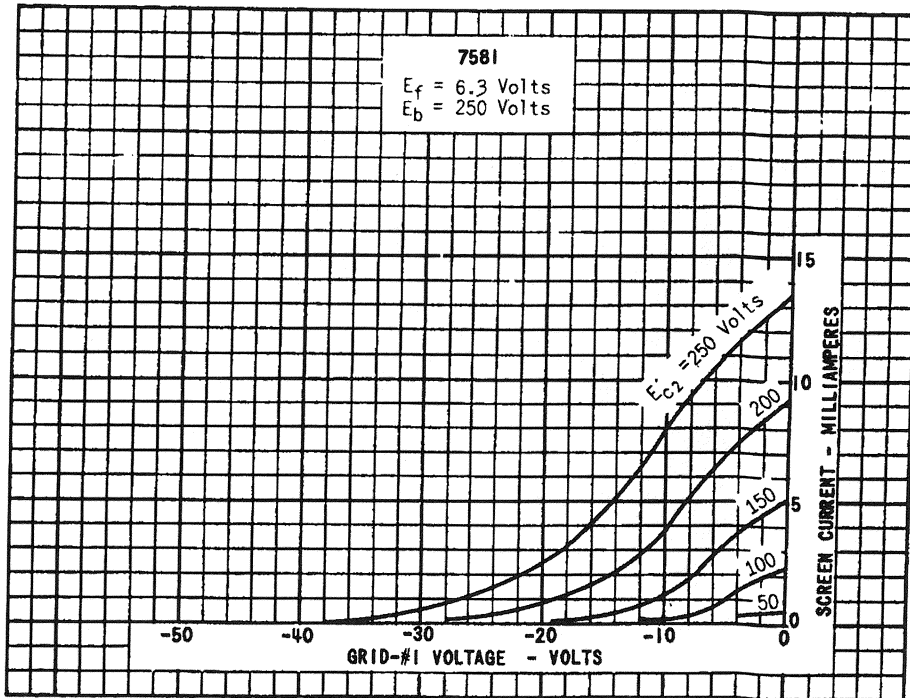


New Sensor, 55-01 2nd Street, Long Island City, NY 11101

7581

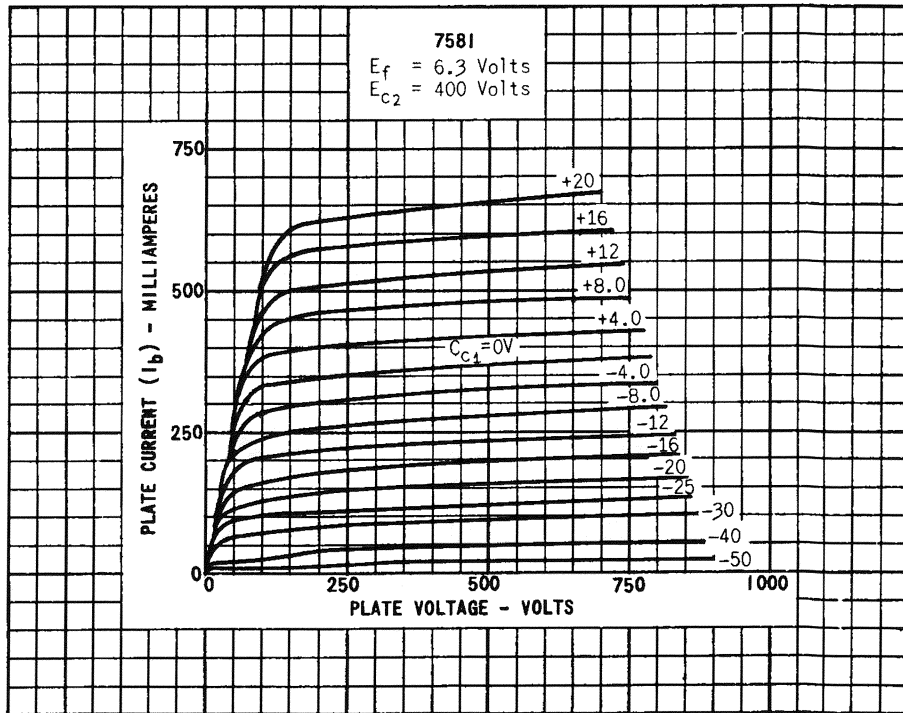
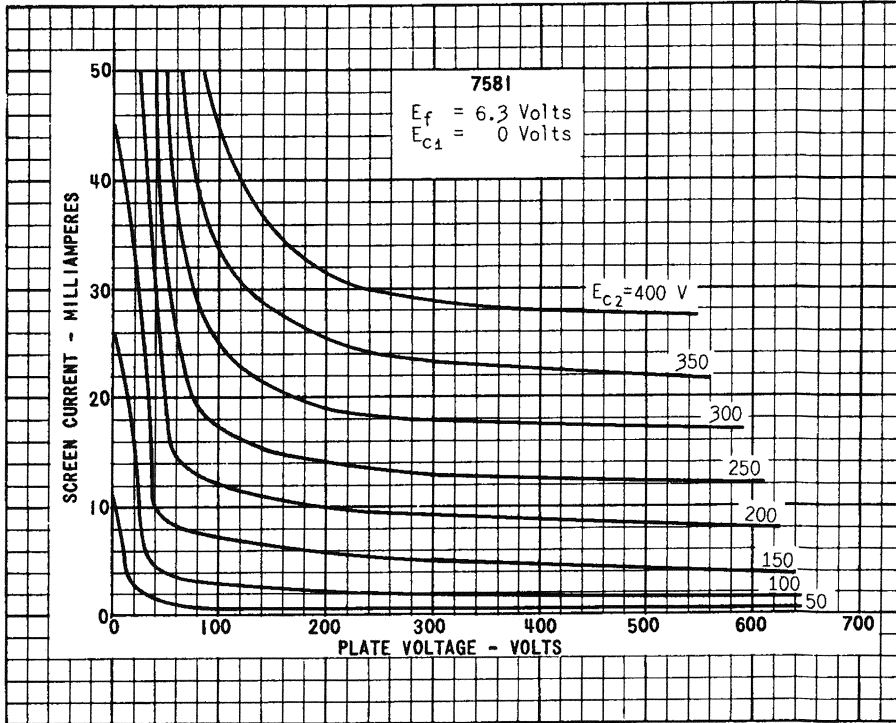


7581



New Sensor, 55-01 2nd Street, Long Island City, NY 11101

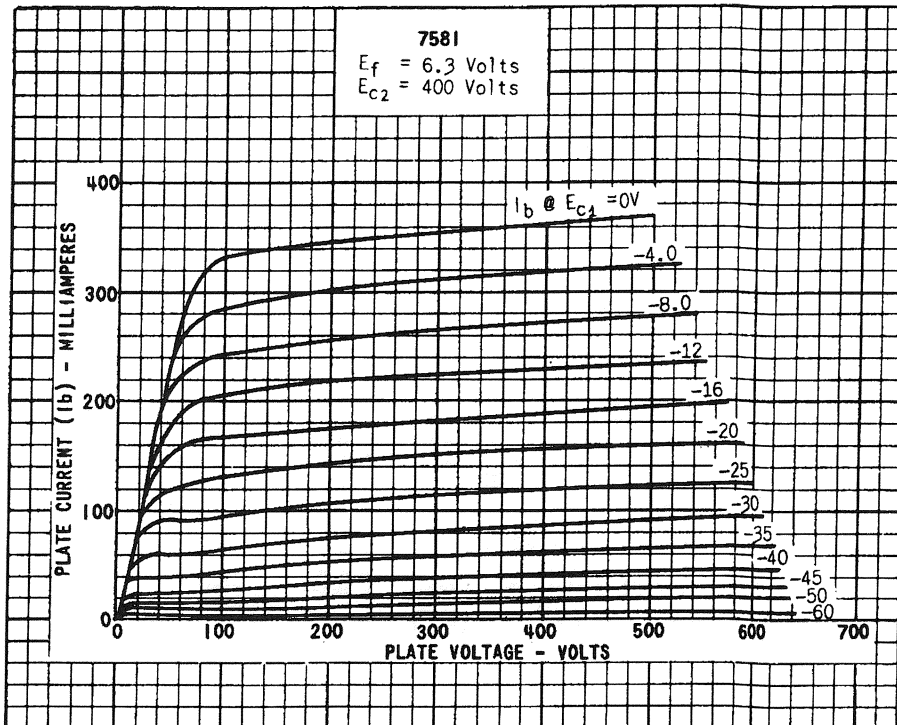
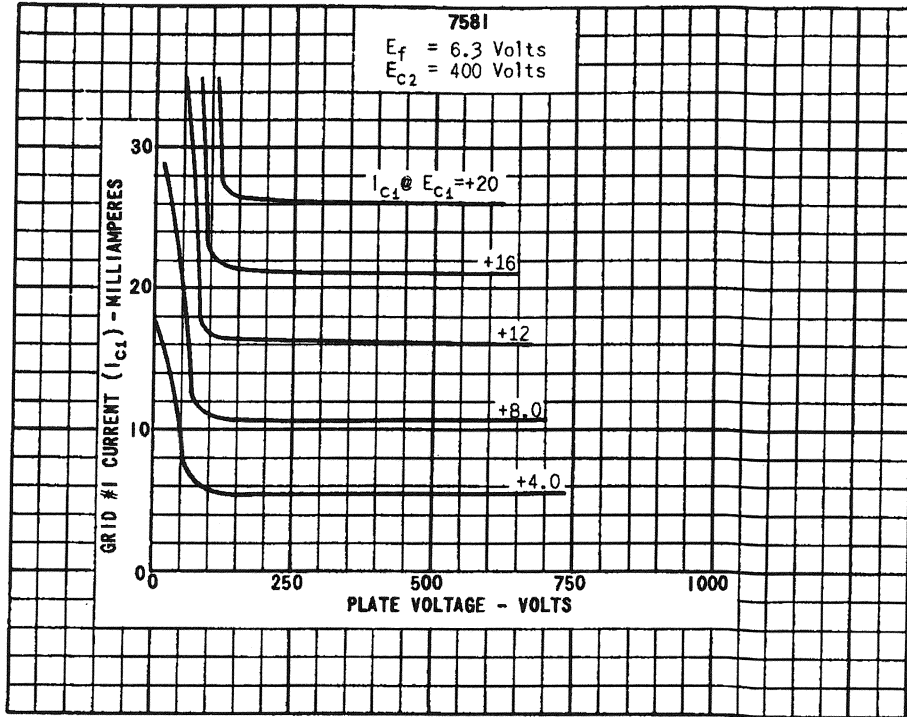
7581





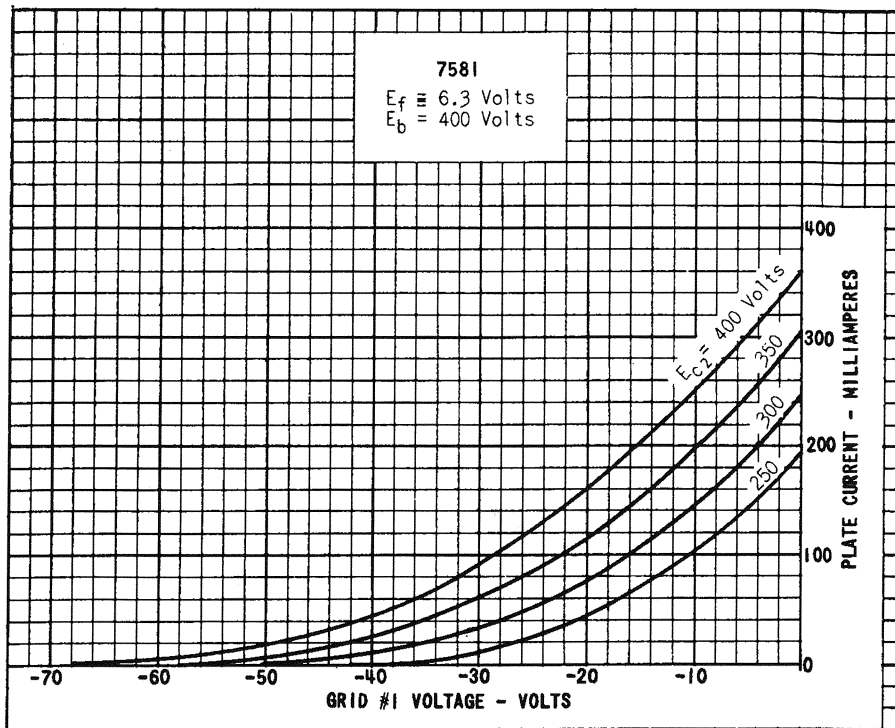
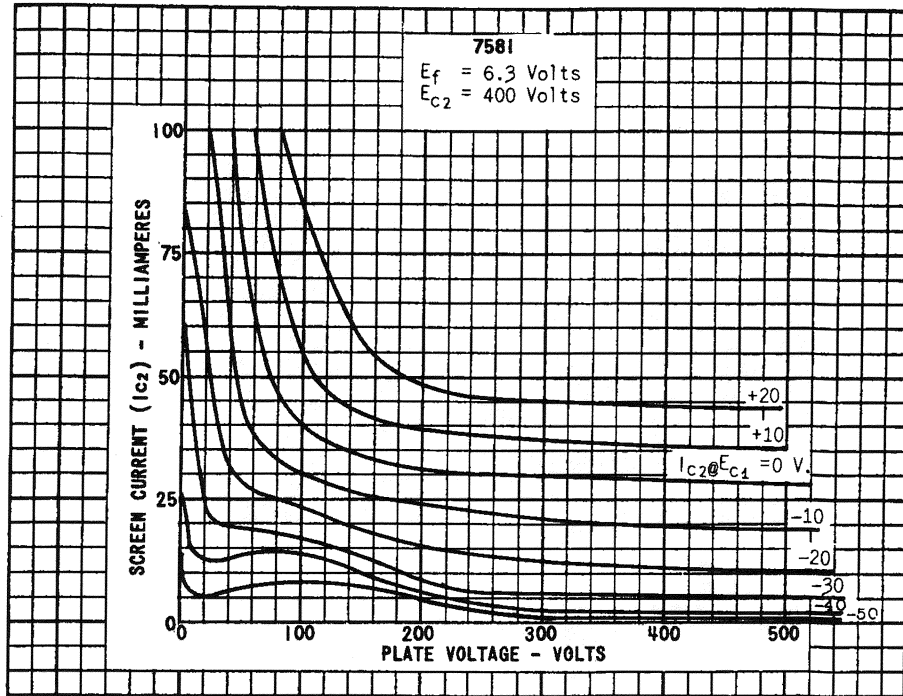
9

7581

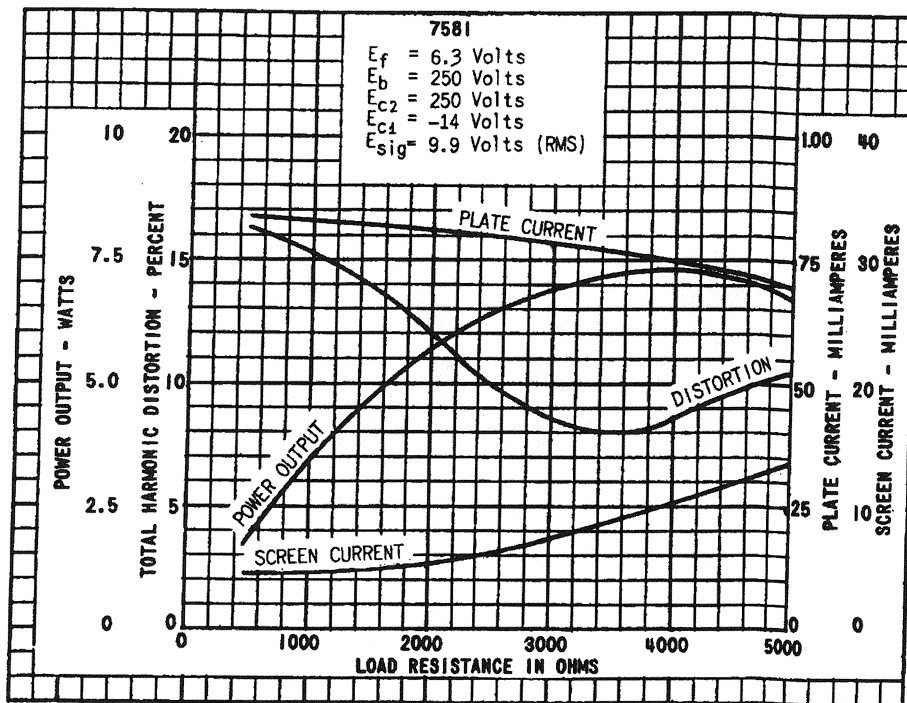
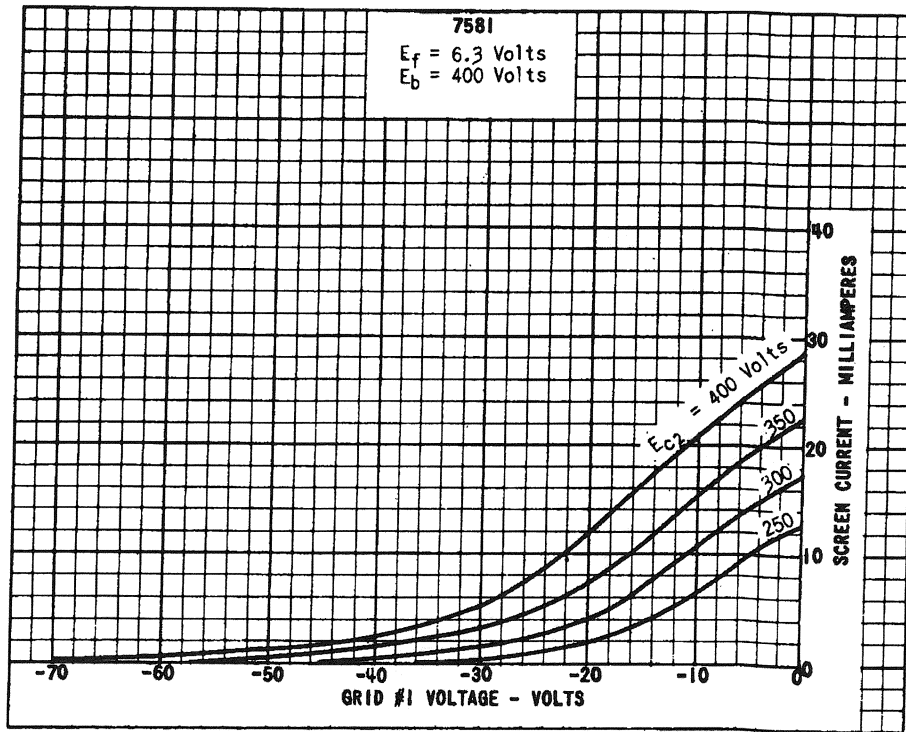


New Sensor, 55-01 2nd Street, Long Island City, NY 11101

7581



7581



New Sensor, 55-01 2nd Street, Long Island City, NY 11101

758I

